



| Artistic Program |



- Target Age: 5~6
- A dragon, who believes the world is his, meets eleven other animals (sheep, snake, pig, ox, tiger, monkey, rat, horse, rooster, dog, and rabbit) and learns the world is beautiful when it's shared.



- Target Age: 6~7
- Little Dragon defeats a scary alligator with the help of his timid friends.

| Drama |

Drama, let English speaking fly high → cause interest, develop artistic sense

1. English learnt in a realistic situation will be remembered and is useful in real life.
2. Listening and speaking will improve pronunciation, intonation, and accent.
3. Through acting, children will learn not only English itself but also non-verbal communication skills.
4. Through acting the children will overcome their fears of speaking English and gain confidence and feelings of accomplishment.

Drama, imagine and express as much as they want → appropriate for children's development

1. Children will learn cooperation through thinking together about the drama and characters, and cooperating with other actors.
2. Children will learn how to be independent and express themselves by acting on stage.

| Target Age | 5~6

| Learning Goal |

Language	Drama Play	Performance
<ul style="list-style-type: none"> • Learning Contents: Character • Expression Focuses: Song • Language Goal <p>Listening ▶ Follow Reading ▶ Reading</p>	<ul style="list-style-type: none"> • Imagination Play: Character • Stage Play: Sing & Dance • Acting Play: Character 	<ul style="list-style-type: none"> • Music Show • Narrator (Teacher) • Song & Dance

| Feature and component of Books |




Book 1	Drama Book 1, Let's Play Book 1, Audio CD 1, Parents Guide, Song Collection CD 1
Book 2~4	Drama Book 1, Let's Play Book 1, Audio CD 1, Parents Guide
Book 5	Stage Book 1 & Stick Puppets, Let's Play Book 1, Audio CD 1, Animation DVD 1

Book 1	Greedy Dragon
	<ul style="list-style-type: none"> • Characters: Dragon, Sheep • The dragon sings that the world is his. However the sheep says the world belongs to all the twelve animals. The sheep recites the 'Eleven Animals Chant' and tells the dragon the list of eleven animals. The dragon asks who is the twelfth animal, but the sheep is scared and says it's a surprise. The dragon says he will meet the twelve animals and if he likes them he will share the world, but, if he doesn't like them, he will eat them. The sheep is in trouble. What will happen next?

Book 2


Angry Dragon



- **Characters:** Dragon, Snake, Pig, Ox, Tiger
- The snake crawls around the sleeping dragon and sings about sharing the world. He runs away as the dragon wakes up and growls. The pig enters and sings to tell the dragon to calm down and be always happy. The ox appears with a shovel and sings that he likes working and digging. The dragon is excited and digs too deep. This scares the ox away. The dragon decides to find the surprise animal by himself. Suddenly, the tiger pops out and scares the dragon. The dragon gets angry. The tiger runs away after the dragon growls and breaths fire.

Book 3


Hungry Dragon



- **Characters:** Dragon, Monkey, Rat, Horse, Rooster
- The monkey climbing a rope jokes with the dragon. Then, he gives the dragon a banana. The hungry dragon becomes happy. When the dragon is about to take a bite, suddenly, the rat steals the banana and runs away saying he is the best. The dragon is left all alone, feeling hungry and empty. He meets a horse and a rooster on his way to find the surprise animal. They party. When the dragon gets excited and noisily jumps around, the horse and the rooster leave.

Book 4

Happy Dragon



- **Characters:** Dragon, Dog, Rabbit / Twelve Animals
- The dragon is left alone on the hill. He sighs. Suddenly, a dog comes up and sings they need love. The dragon is attracted to the dog's but because of pride he pretends to be uninterested. The dog leaves a disappointed. The dragon sadly goes back to his cave. A rabbit jumps in. The rabbit tells the dragon to look at the mirror to find out who the surprise animal is, and tells him that it is the dragon. The dragon realizes that he is the twelfth animal and he is not alone anymore. The dragon sings that the world is much more beautiful when it's shared with everyone.

Book 5

Let's Put on a Show!



- Music Show!
- The show starts with the MC introducing the twelve animals. The twelve animals enter, introduce themselves and sing a song. It is a concert-like show, 'Music Show'.

| Lesson Flow |

Preparation		Practice				Performance	
1st	2nd	3th	4th	5th	6th	7th	8th
Opening senses , Imagination Play		Stage & Acting Play				Performance experience	

| Aims |

- 1) Understand the story through the play.
- 2) Improve confidence, expression and communication skills, and creativity through a play.
- 3) Retain students interest in English by giving them a sense of achievement.

| Lesson Term : One lesson in a week and a half hour (+ ten minutes) |

March & April	May & June	July & August	September & October	November & December
Book 1. Greedy Dragon	Book 2. Angry Dragon	Book 3. Hungry Dragon	Book 4. Happy Dragon	Book 5. Let's Put on a Show

| Standard Teaching Guides |

Twelve Singing Animals is based on drama activities, and the children can enjoy the story by trying out the acting and singing.

1) Preparation (1st, 2nd)

▼ Let's Play Book

	Lesson Flow	Work Category	Teaching Focus	
			1st	2nd
Preparation	Warm Up	Open Mind	Relationship Play 1	Relationship Play 2
	Development	Opening senses	Listen to the animal sounds	Listen to the al sounds (Act)
		Imagination	Imagination Play 1	Imagination Play 2
		Warming Up	Voice, face, body warm up	Comprehension the words
		Expression	Drama Play	Activity of word cards
	Closing	Assessment	Assessment	Announcement of the story

2) Practice (3th ~ 6th)

	Lesson Flow	Work Category	Teaching Focus	
			3th ~ 6th	
Practice	Warm Up	Imagination	Imagination Play (characters)	
	Development	Comprehension	Comprehension the story (Storytelling, Story Acting, Watching DVD)	
		Warming Up	Voice, face, body warm up	
		Expression	Can you Act? (gesture) Can you Sing? (Song & Dance)	
	Closing	Assessment	Sharing ideas and sharing minds & assessment	

3) Performance (7th ~ 8th)

	Lesson Flow	Work Category	Teaching Focus	
			7th	8th
Performance	Warm Up	Open Mind	Presentation of the show	'Music Show' Song & Dance
	Development	Comprehension	Casting & Blocking	
		Warming Up	Voice, face, body warm up	
		Expression	Rehearsal	
	Closing	Assessment	Sharing ideas and sharing minds & assessment	

| Tips for Teachers |

1. Have fun!

If the teacher enjoys the play, the atmosphere will be good and the children will enjoy the play too.

2. Don't force children to memorize all the lines and actions!


The actions and the expressions in the books and videos are only guidelines.

Allow children to express themselves in different ways.

3. Praise and encourage the students!

Even if the children are not doing well in the play, attention from the teacher will encourage them to keep trying to improve.

'Warming Up' Teaching Tools



- Voice Warm Up Card _ Practice making sounds using expressions used in real life. After mastering the cards, watch the video and try making different sounds with actions.



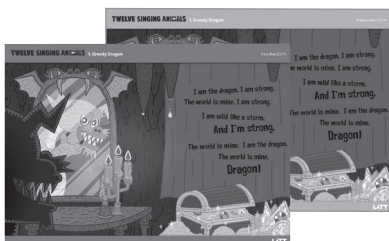
- Face Warm Up Card _ Practice expressing various emotions with facial expression. After mastering the cards, watch the video and repeat after the animals' facial expressions.



- Body Warm Up Chart _ Practice the animals' movements. After copying the movements on the picture chart, watch the video and imagine the animals and act one of them.

▲ Video Clips (Voice Warm Up, Face Warm Up, Body Warm Up)

'Enjoy the story' Teaching Tools



- Story Board _ Used for imagining and guessing what the story is about in the third storytelling lesson.
- Dialogue Board _ On the back, there are no lines only speech bubbles. It can be used to review the story or do presentations on the animals' words.



- Word Card _ Used to study the key words in the 'Let's Play Book'.



- Guessing Board _ Used to guess who are the characters in the third lesson. It also can be used to guess the animals' actions.

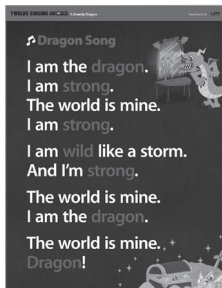


- Activity Sheet _ Used with children in second lesson in 'Let's Play Book'. (Member's Let's Play Book is not offered to teachers)




- Audio CD & DVD _ For more information on 'Track List' in Audio CD, please check p.33 in the appendix. (For member's DVD, only available in Book 1)

'Drama Play' Teaching Tools



- Song Chart & Acting Chart

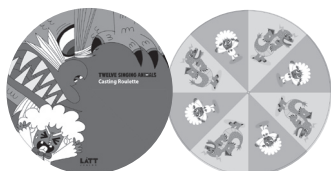
Used to learn songs and dances. On the front, there are lyrics, and on the back, corresponding actions are shown.



- Drama Kit

Used to help the children feel close to the animals in the story. It shows the characters' personality and features. It can be used in 'Story Acting' or whenever the children are practicing their lines. It is also used for songs and dances. So please make good use of the 'Drama Kit' in the lesson to interest children and guide them into the world of drama acting.

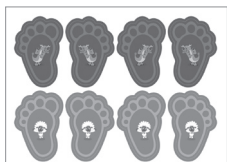
'Extra' Teaching Tools




- Casting Roulette _ Used for casting in the seventh lesson. It can be used to find the role for the 'Music Show'. (Use a brass fastener to complete)



- Character Cards _ Included in member's 'Let's Play Book'. Children will detach the cards and put them in the name card necklaces. It will be used in lessons 3-6. (Prepare a folder and keep the other character cards in it)



- Blocking Paper _ Used in 7-8 lessons. It is used to guide the children steps. Please, print and laminate from '수업자료실' on our homepage.



- Actor Coin _ It is complimentary coin for every lesson. When practicing song and dance, when practicing appropriate actions, use the coin to compliment. It will motivate the children. You can also print and laminate more from '수업자료실' on our homepage if you want to give each child a coin.